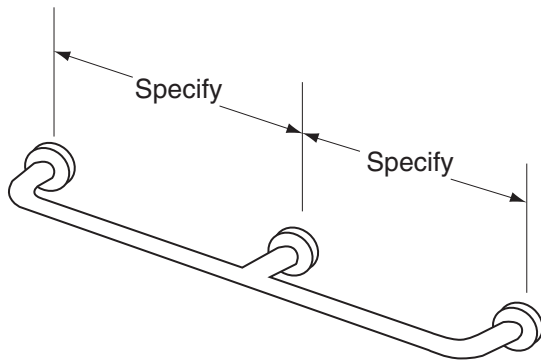


Date:

Project Name:

OPTIONS:

- C for concealed flange
 - S for snap flange
 - E for exposed flange
 - T for non-slip safety-textured grip
- Custom sizes available

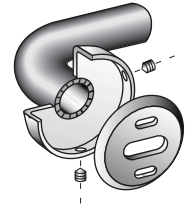
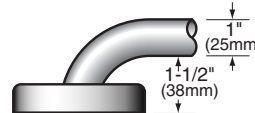


100 Series

1" (25mm) Diameter

Available Flanges:

C= concealed, E = exposed, S = snap



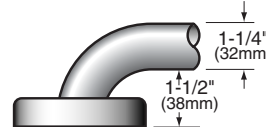
Concealed Flange

125 Series

1-1/4" (32mm) Diameter

Available Flanges:

E = exposed, S = snap



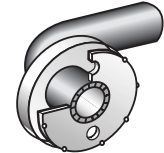
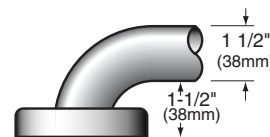
Exposed Flange

150 Series

1-1/2" (38mm) Diameter

Available Flanges:

C= concealed, E = exposed, S = snap



Snap Flange

CONSTRUCTION:

Tubing - fabricated of type 304 18-gauge (1.24mm) stainless steel. Exposed surfaces polished to a #4 satin-finish.

Concealed Flange - 1/2" (13mm) deep, 11-gauge (3mm) type 304 stainless steel, 3" (76mm) in diameter furnished with 3 stainless steel set screws and one back plate. Flanges and center posts are welded to tubing.

Snap Flange - mounting plate is 11-gauge (3mm) type 304 stainless steel, 3" (76mm) in diameter and welded to bar. Snap flange cover plate escutcheon, which is decorative only, is 22-gauge (0.8mm) type 304 stainless steel. Mounting plates and center posts are welded to tubing.

Exposed Flange - 10-gauge (3mm), type 304 stainless steel, 3" (76mm) in diameter with 3 countersunk mounting holes. Flanges and center posts are welded to tubing.

MOUNTING:

Clearance is distance between finished wall surface and inner edge of tubing. Standard clearance furnished is 1-1/2" (38mm). Required mounting height is 33" to 36" (838 to 914mm) from center-line of grab bar to finish floor. 36" (914mm) horizontal grab bar should be installed on back wall and 42" (1067mm) horizontal grab bar installed on side wall or partition stall. Screws (not furnished).

SPECIFICATIONS:

Grab bars have been designed and tested to withstand 1300 lbs. downward pull when properly installed. This exceeds HUD, HEW, FHA, VA, and other Federal, State, and local codes, including the Americans with Disabilities Act (ADA). Dimensions are measured from center-line to center-line of tubing, unless noted on grab bar application by circle dimensions which are from center-line of tubing to wall.

NOTES:

Custom made grab bars are available upon request. Custom made indoor or outdoor railing systems up to 1-1/4" to 1-1/2" (32 to 38mm) diameter are also available.

Straight Grab Bar with Centerposts shall be Model _____ (insert model number) of GAMCO Commercial Restroom Accessories, A Division of Bobrick, One Gamco Place, Durant, OK